

Agenda Item No: 10 **Report No:** 113/15
Report Title: Accidents to staff from April to August 2015
Report To: Employment Committee **Date:** 14 September 2015
Cabinet Member:
Ward(s) Affected: All
Report By: Jill Yeates
Contact Officer(s)- Jill Yeates
Name(s): Jill Yeates
Post Title(s): Health and Safety Officer
E-mail(s): jill.yeates@lewes.gov.uk
Tel No(s): 01273 7106276

Purpose of Report:

To report the statistics on accidents reported between 1 April 2015 and 25 August 2015.

Officer's Recommendation:

- 1 To note the report
-

Reasons for Recommendations

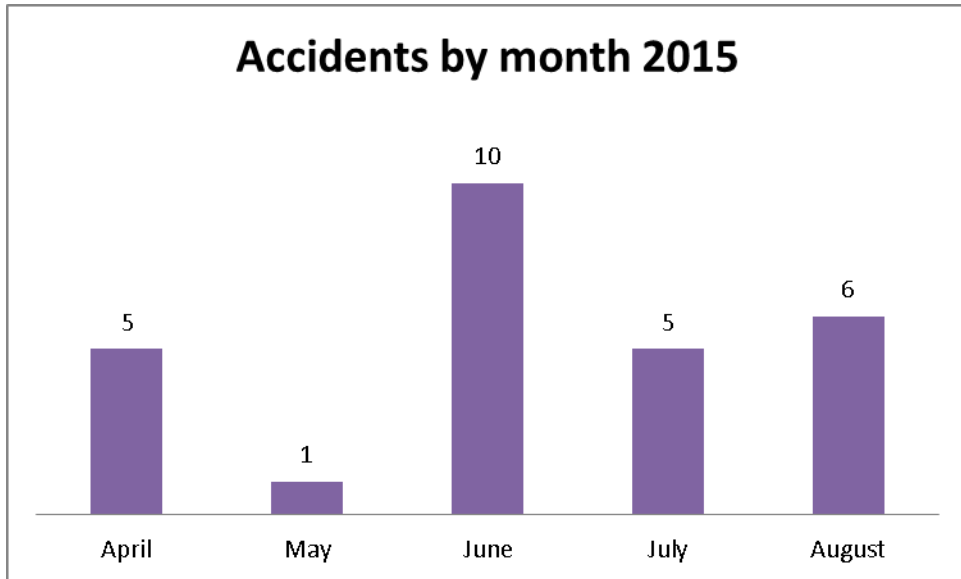
- 1 The Employment Committee has previously requested that this standing item be reinstated to the Employment Committee Agenda.

2 Information

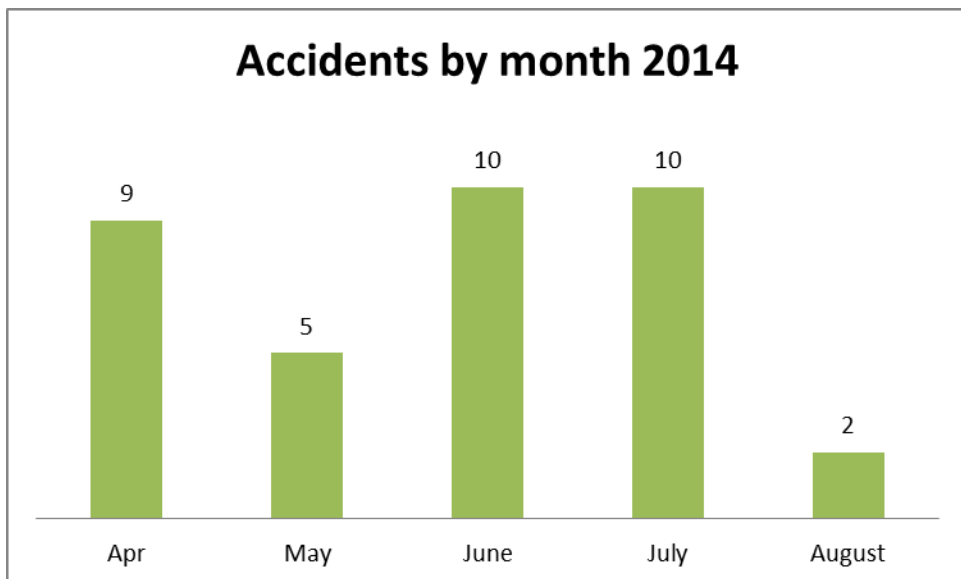
2.1 The statistics are presented as previously requested – with numbers and percentages, comparisons with the previous year (same period). The purple pie charts are this financial year's statistics; the green ones are last year's.

2.2 Number

There were 27 accidents from April to August 2015. April, June, and August had the highest accidents for a month.



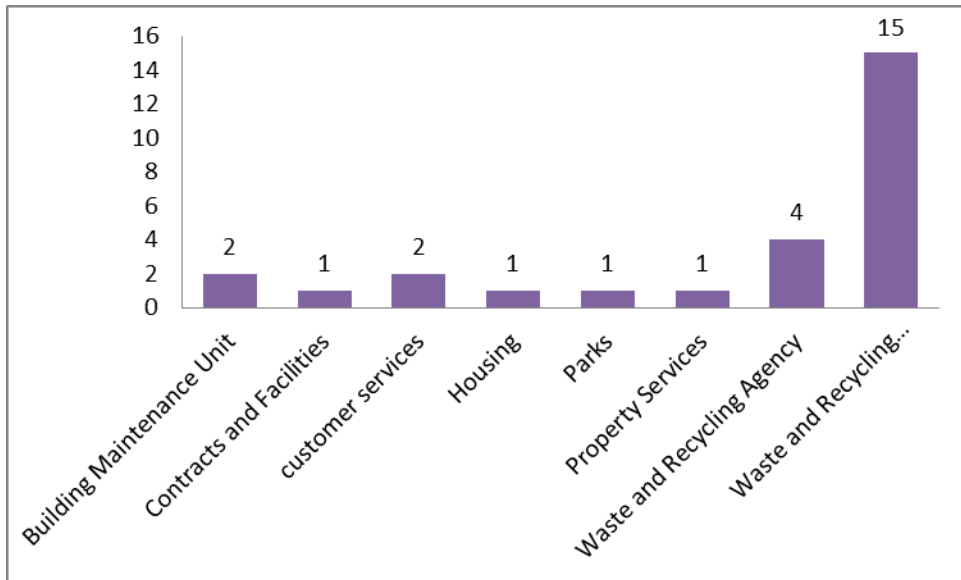
Compared to last year, June seems an accident-prone month, May less so (although there were only 1 or 2 out accidents in the previous 3 Junes, so this may just be coincidence).



2.3 Teams

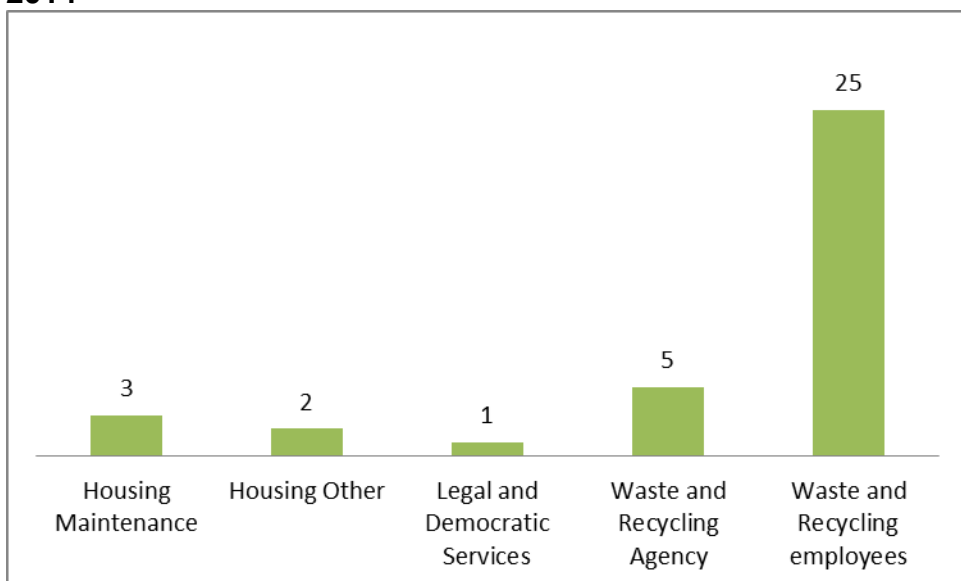
19 of the accidents were in Waste and Recycling (4 Agency staff), 2 in Housing Maintenance and 2 in Customer Services and 1 each in Contracts and Facilities, Housing, Parks and Property Services.

2015



Last year over the same period, the accidents were spread over fewer teams, with Waste and Recycling having 83% of the accidents instead of 70%.

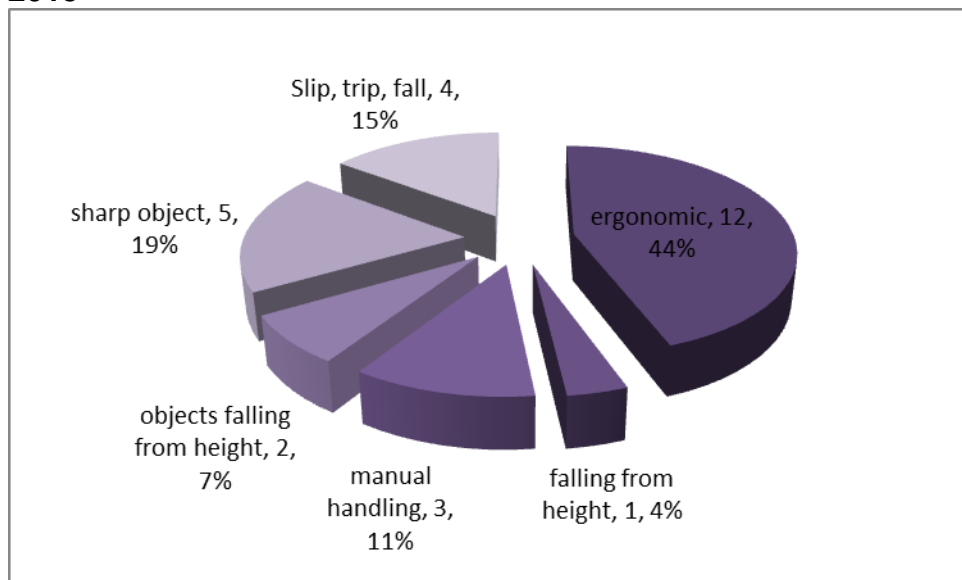
2014



2.4 Cause

Of the 27 accidents so far this year, 12 (44%) were ergonomic (dust in eye, pain in knee, falling off a chair, stood up and knocked head, 4 pulling bins and hit or jarred self, 3 scalding on boiling water urns, and 'overbalancing' when moving cardboard wrongly), 5 were sharp objects (3 broken glass in bin bags, 1 cutting self with saw and 1 a cut as a result of pulling a sharp object from the work bag), 4 were slips, trips and falls (a fall on the pavement, slipping down a bank, tripping upstairs and slipping off a kerb), 3 were manual handling (pulling or pushing too much at once, or bin catching on something causing a fall), 2 objects falling from height (things fell out of locker onto foot and metal door on bin store fell onto leg), and 1 was falling from height (off a ladder).

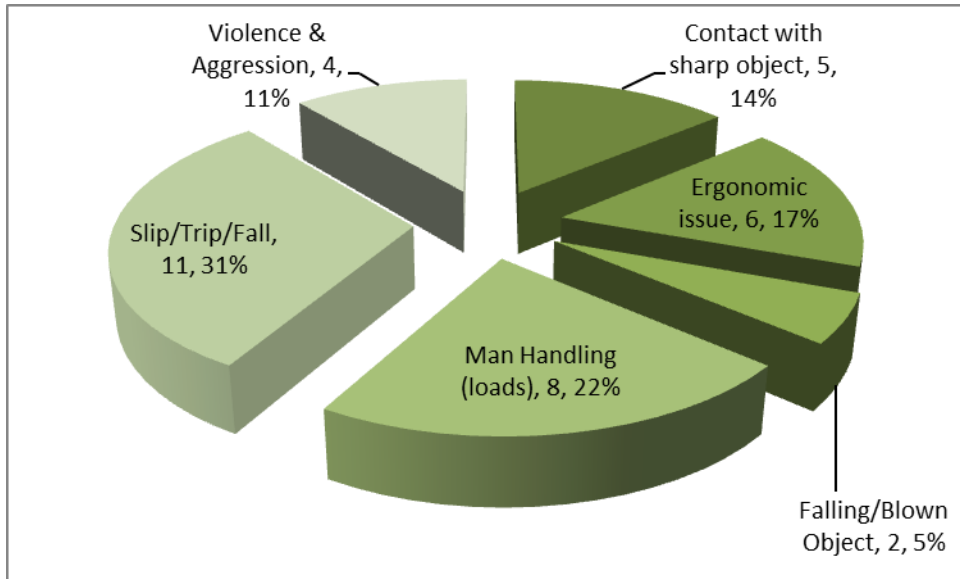
2015



2.5 As a result of these accidents, action to sort out broken glass in bin bags is being considered, the boiling water urns have been serviced and a small shelf is being considered, new workbags and covers for sharp objects in work bags have been supplied, parts of bins which were causing problems have been removed, and working on a ladder in the situation of the accident has been banned and steps are being provided.

2.6 Last year over the same period only 17% were ergonomic, 31% were slips, trips and falls, and 22% were manual handling problems. Cuts were a similar percentage.

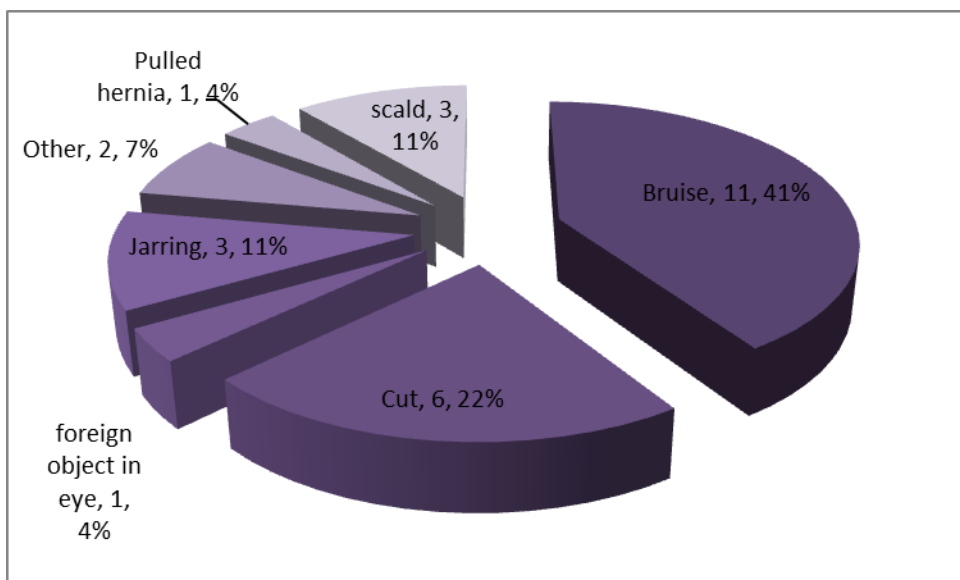
2014



2.7 Injuries

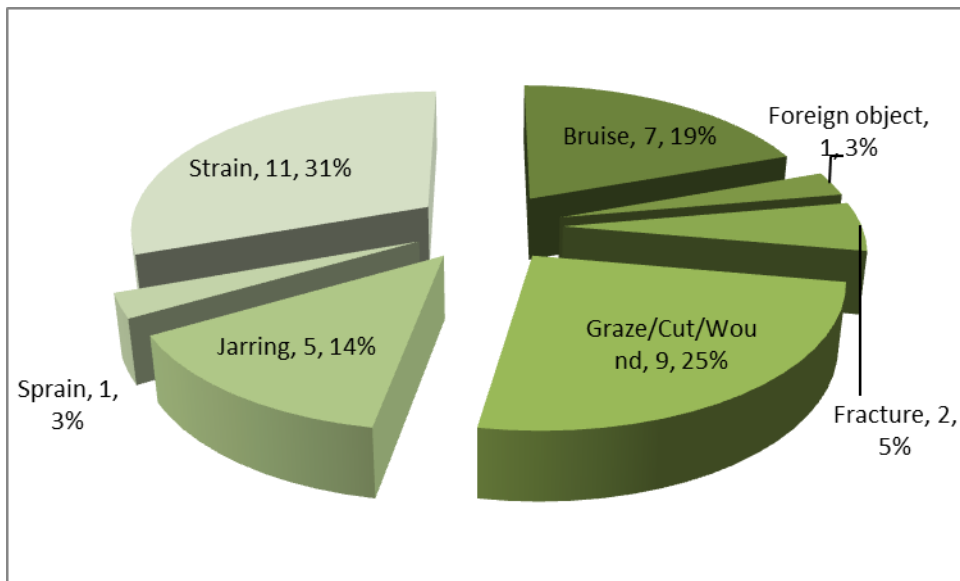
Of the 27 accidents, 11 resulted in bruises, 6 resulted in cuts, 3 resulted in scalds, 3 in 'Jarring' (usually 'pulling' a muscle or joint), 1 in pulling a hernia, 1 in a bit of dust in the eye, 1 in pain in the knee and 1 in a general jolting to the body. 1 'trip' was reported to the Health and Safety Executive under RIDDOR because the person was off work for more than 7 days.

2015



2.8 Last year over the same period, strains accounted for 31% of the injuries, cuts 25%, bruises 19% and jarring 14%.

2014



2.9 Multiple accidents

1 Waste and Recycling employee has had three accidents and an individual risk assessment will be carried out for this individual. Another Waste and Recycling employee has had the same accident two weeks running, and the cause of this has now been dealt with. A Waste and Recycling Agency person has also had two accidents and will have an individual risk assessment carried out.

2.10 Time off work caused by accidents

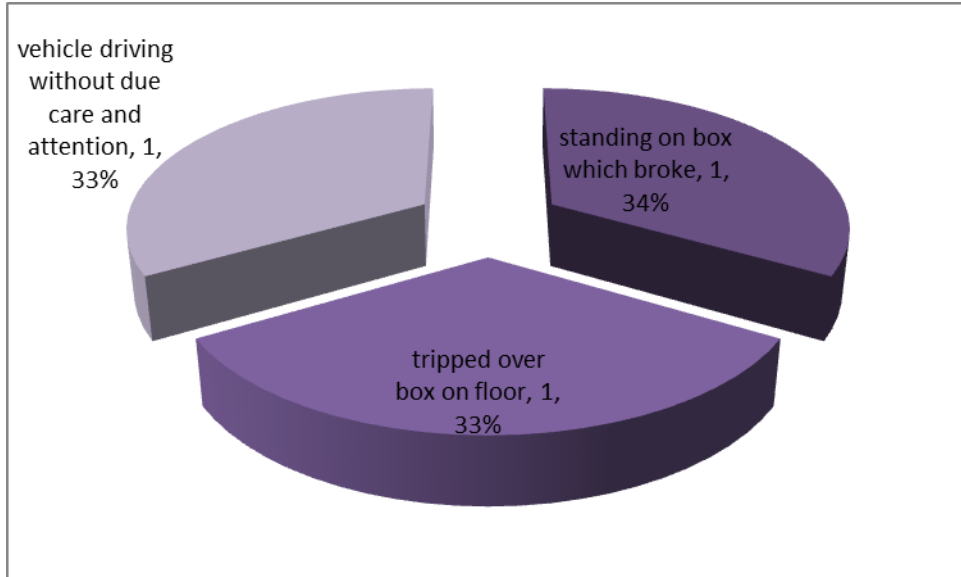
The person who slipped down a bank was off for 2 days, and the person who fell off a ladder was off for 2 days. The person with pain in the knee – which just came on rather than having an immediate cause, has had some time off work. One of the trips by the kerb, falling against a wheelie bin has caused 11 days off work and therefore a RIDDOR report, and the person with the hurt ankle after hitting the wheelie bin was sent home and has had some time off work.

2.11 Near Misses

This year so far we have had three near misses: one trip hazard of having a box by a desk (box then cleared), one standing on a tool box to do a repair and the box breaking (box replaced, and stool now provided) and a car narrowly missing a waste collector.

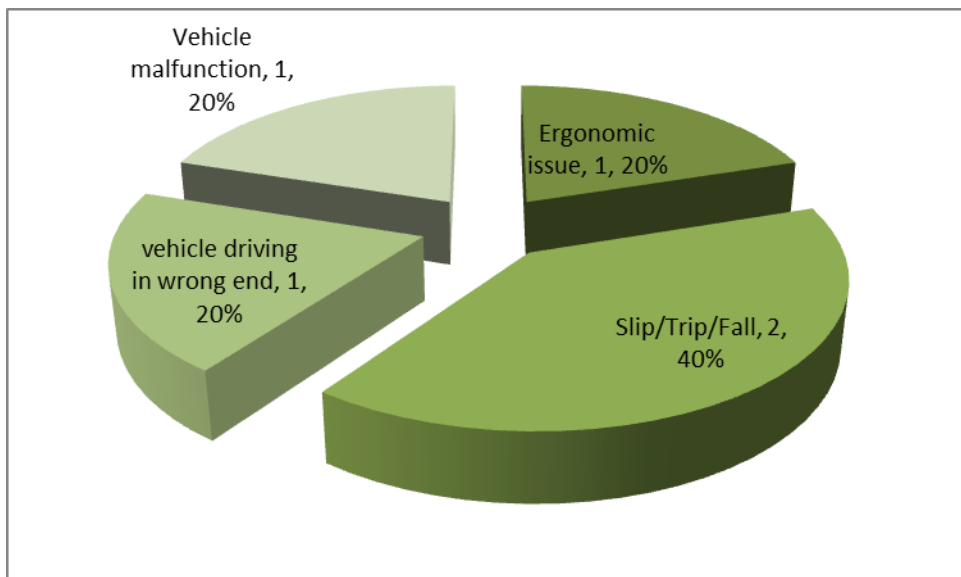
One was in Waste and Recycling, one in Parks and one in Facilities.

2015



Last year, there were five near misses April to early September. Two were risks of harm from slips, trips and falls, one was risk of harm from an ergonomic issue, one from a vehicle malfunction and one from an external driver ignoring our one way signs.

2014



Four were in Waste and Recycling – three staff and one agency person; one was in Facilities reporting a vehicle travelling the wrong way through the rear thoroughfare of Southover House.

3 Financial Appraisal

Currently we know that 15 employee working days have been lost, all of them in Waste and Recycling (3 accidents) which means that 15 days' Agency staff would have to be paid for as a result of the accidents. [This will increase when we know how long some people have had away from work.] 21 accidents resulted in no time off work.

4 Legal Implications

The Legal Services Department does not need to comment specifically on the accident statistics.

5 Sustainability Implications

I have not completed the Sustainability Implications Questionnaire as this Report is exempt from the requirement because it is a progress report.

6 Risk Management Implications

I have not completed the Risk Management Implications Questionnaire as this Report is exempt from the requirement because it is a progress report. **LDC3826**

7 Equality Screening

I have not completed the Equality Questionnaire as this Report is exempt from the requirement because it is a progress report.

8 Background Papers

There are no background papers.

9 Appendices

There are no appendices.